

U40-2



UNIVERSAL SUCTION CUP

- ▶ Suitable for objects with flat or slightly curved surfaces.
- ▶ Also used for concave objects.

LIFTING FORCES & TECHNICAL DATA

Lifting force vertical to the surface, N, at vacuum level			Lifting force parallel to the surface, N, at vacuum level			Volume cm ³	Min. curve radius mm	Max. vertical movement mm	Weight rubber part g
20 -kPa	60 -kPa	90 -kPa	20 -kPa	60 -kPa	90 -kPa				
20.0	39	49	14.0	22.0	27	5.5	30	4.5	4.0

MATERIAL SPECIFICATIONS

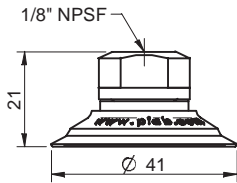
Material	Colour	Hardness °Shore A	Temperature range °C
Nitrile-PVC, NPV	Black	50	0-90
Silicone, SIL	Red	50	-40-200

MATERIAL RESISTANCE

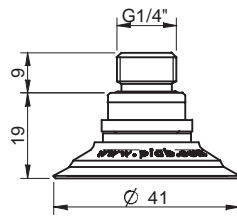
Material	Wear resistance	Oil	Weather & Ozone	Hydrolysis	Petrol	Concentrated acids	Alcohol	Oxidation
Nitrile-PVC, NPV	Excellent	Excellent	Good	Good	Excellent	Fair	Good	Good
Silicone, SIL	Good	Poor	Excellent	Fair	Poor	Poor	Good	Excellent

ORDERING INFORMATION

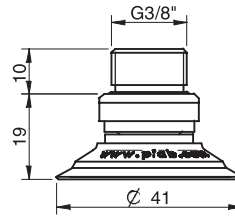
Complete suction cups		Art. No.
A	Suction cup U40-2 Nitrile-PVC, 1/8" NPSF female, with mesh filter	0101623
B	Suction cup U40-2 Nitrile-PVC, G1/4" male, with mesh filter	0101618
B	Suction cup U40-2 Nitrile-PVC, G1/4" male, with mesh filter and dual flow control valve	0101625
C	Suction cup U40-2 Nitrile-PVC, G3/8" male, with dual flow control valve	0101627
A	Suction cup U40-2 Silicone, 1/8" NPSF female, with mesh filter	0101610
B	Suction cup U40-2 Silicone, G1/4" male, with mesh filter	0101605
C	Suction cup U40-2 Silicone, G3/8" male, with mesh filter	0101607
D	Suction cup U40-2 Silicone, 5x1/8" NPSF female	0101609
E	Suction cup U40-2 Silicone, 1/8" NPSF female, PA	0110338



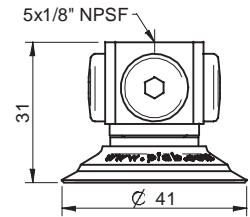
A



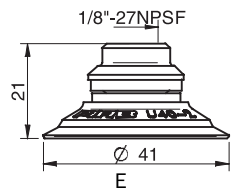
B



C

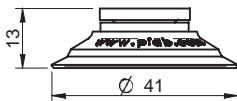


D



E

Rubber parts		Art. No.
Suction cup U40-2 Nitrile-PVC		0101148
Suction cup U40-2 Silicone		0101149



Fittings		Art. No.
Fitting 1/8" NPSF female, 30–40, with mesh filter		0101153
Fitting 1/8" NPSF female, 30–40, with dual flow control valve		3251006
Fitting G1/4" male, 30–40, with mesh filter		3250091
Fitting G1/4" male, 30–40, with mesh filter and dual flow control valve		3251007
Fitting G3/8" male, 30–40, with mesh filter		3250086
Fitting G3/8" male, 30–40, with mesh and dual flow control valve		3251009
Fitting 5x1/8" NPSF female, 30–40		0100261
Fitting 5x1/8" NPSF female, 30–40, with dual flow control valve		3251011
Fitting 1/8" NPSF female, 30–40, PA		3150197

For further information and dimensioned drawings, see *SUCTION CUPS FITTINGS* chapter.

Suction cups U